


# VINCENT SHEPPARD



## NOA DINING TABLE

PRODUCT DATA SHEET



NOA DINING TABLE

## MATERIALS

<b>frame</b>	solid teak	
<b>frame finish</b>	untreated	
<b>top/finish</b>	solid teak slats	untreated
<b>glides</b>	black nylon	

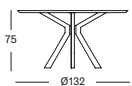
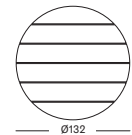
## COLOURS



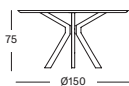
UNTREATED  
TEAK

## DIMENSIONS

### DIA 132



### DIA 150



## IN THIS COLLECTION

NOA	ITEM CODE	FINISH	PACKAGE DIMENSION (cm/inch)		CBM (m <sup>3</sup> /ft <sup>3</sup> )	WEIGHT (kg/lb)	
dining table dia 132	GT195W002	untreated teak	138 x 138 x 160	54 x 54 x 63	3,05 107,6	35,5	78,3
dining table dia 150	GT196W002	untreated teak	156 x 156 x 160	61 x 61 x 63	3,89 137,51	44,4	97,9

## MAINTENANCE AND CARE

### TEAK

#### For a quick facelift

Use a moist towel or sponge with a mild solution of water and natural, non-aggressive soap.

#### For stubborn stains

If your furniture is stained, consider one of the following options:

**Grease spots** have appeared on the furniture: This is a natural feature of the wood and grease spots should gradually disappear after being exposed to sunlight. However, should you wish to remove these blemishes, we recommend using a degreasing agent and gentle scrubbing with a brush. Rinse off with clean water.

The furniture has developed **mildew spots or black blemishes**: This is usually the result of rainwater or sometimes sap dripping from the leaves of trees onto the wood leaving dark marks and spots. Ideally, we recommend the furniture is not placed under trees. However, these marks can be removed by lightly sanding with fine sandpaper.

You spilled **wine** or something else leaving persistent stains: For wine stains, we recommend using methylated spirits to wipe the area clean. Candle wax for example can be removed by placing brown paper over the wax mark and pressing with a warm iron. This will melt the wax, drawing it out of the wood and onto the paper.