

# VINCENT SHEPPARD



## LEO COLLECTION

PRODUCT DATA SHEET

LEO COLLECTION



LEO DINING CHAIR



LEO LOUNGE CHAIR




LEO SIDE & COFFEE TABLES



LEO LOUNGE SOFA



LEO DINING TABLE 90x90



LEO DINING TABLE 240 X 100



LEO MODULAR CORNER RIGHT




LEO MODULAR CORNER LEFT



LEO MODULAR CENTER



LEO MODULAR FOOTREST



LEO MODULAR COFFEE TABLE


**LEO**

<b>frame</b>	aluminium
<b>frame finish</b>	lava powder coated
<b>rope</b>	acrylic
<b>rope color</b>	lava
<b>top</b>	natural teak
<b>glides</b>	nylon
<b>modular</b>	connectors included in packaging

**CUSHION**

<b>foam</b>	dining chair: 4 cm quick dry foam lounger: 12 cm quick dry foam modular pieces: 12 cm quick dry foam
<b>removable</b>	yes
<b>fabrics</b>	see <a href="#">fabric data sheet</a> for more info

**COLOURS**



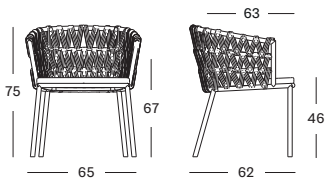
**PROTECTIVE COVERS**

We recommend using protective covers only on **dry** furniture.

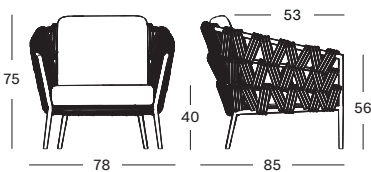
<b>dining chair</b>	PC001	<b>modular 3</b>	PC015
<b>lounger chair</b>	PC002	<b>modular 4L</b>	PC016
<b>lounger sofa</b>	PC003	<b>modular 4R</b>	PC017
<b>modular 1L - 1R</b>	PC012	<b>modular 5L</b>	PC018
<b>modular 2L</b>	PC013	<b>modular 5R</b>	PC019
<b>modular 2R</b>	PC014		

**DIMENSIONS**

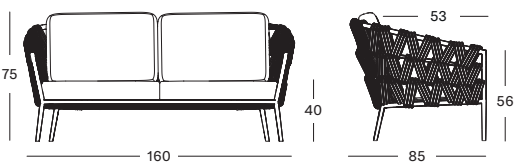
**DINING CHAIR**



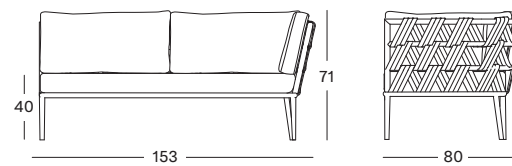
**LOUNGE CHAIR**



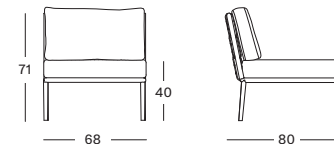
**LOUNGE SOFA**



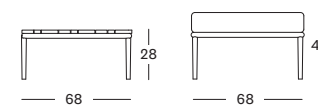
**MODULAR CORNER LEFT/RIGHT**




**MODULAR CENTER**



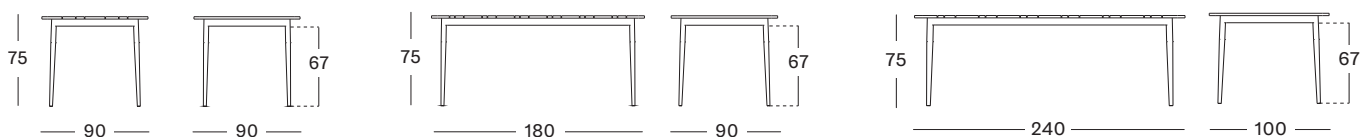
**MODULAR COFFEE TABLE & FOOTREST**



**SIDE & COFFEE TABLES**



**DINING TABLES**



**IN THIS COLLECTION**

<b>LEO</b>	<b>ITEM CODE</b>	<b>FINISH</b>	<b>PACKAGE DIMENSION (cm/inch)</b>		<b>CBM (m<sup>3</sup>/ft<sup>3</sup>)</b>		<b>WEIGHT (kg/lb)</b>	
dining chair	GD075A013S013	lava	90 x 65 x 61	35 x 26 x 24	0,36	12,60	5	11.02
dining table 90	GT0750A013W002	lava/teak top	94 x 94 x 11 85 x 85 x 85	37 x 37 x 4 34 x 34 x 34	0,71	25.07	23	50.71
dining table 180	GT0740A013W002	lava/teak top	5 x 184 x 95	2 x 72 x 37	0,09	3.09	32	70.5
dining table 240	GT0730A013W002	lava/teak top	11 x 244 x 94	4 x 96 x 37	0,25	8.91	44	97
lounge chair	GC034A013S013	lava	106 x 104 x 100	39 x 42 x 41	1,10	38.93	13	28.66
lounge sofa	GC035A013S013	lava	100 x 90 x 100	39 x 39 x 35	0,90	31.78	8,5	18.74
side table dia 45	GT068A013	lava	84 x 79 x 97	33 x 31 x 38	0,64	22,73	8.5	18.74
coffee table dia 60	GT069A013	lava	79 x 171 x 82	31 x 67 x 32	1,11	39.12	15	33.07
coffee table dia 70	GT072A013	lava	45 x 76 x 70	18 x 30 x 28	0,24	8.45	8,5	18.74
modular corner left	GC047A013S013	lava	35 x 133 x 49	14 x 52 x 19	0,23	8.06	30	60.14
modular corner right	GC048A013S013	lava	35 x 133 x 49	14 x 52 x 19	0,23	8.06	10,5	23.15
modular center	GC049A013S013	lava	74 x 71 x 81	29 x 28 x 33	0,44	15.59	8	17.64
modular footrest	GC050A013S013	lava	48 x 56 x 56	19 x 22 x 22	0,15	5.32	23,5	51.81
modular coffee table	GT051A013W002	lava	74 x 71 x 81	29 x 28 x 33	0,44	15.59	8	17.64



## MAINTENANCE AND CARE

### **TEAK**

#### **Daily care**

Use a moist towel or sponge with a mild solution of water and natural, non-aggressive soap.

#### **Stubborn stains**

If your furniture is stained, consider one of the following options:

- **Grease spots have appeared on the furniture**  
This is a natural feature of the wood and grease spots should gradually disappear after being exposed to sunlight. However, should you wish to remove these blemishes, we recommend using a degreasing agent and gentle scrubbing with a brush. Rinse off with clean water.
- **The furniture has developed mildew spots or black blemishes**  
This is usually the result of rainwater or sometimes sap dripping from the leaves of trees onto the wood leaving dark marks and spots. Ideally, we recommend the furniture is not placed under trees. However, these marks can be removed by lightly sanding with fine sandpaper.
- **You spilled wine or something else leaving persistent stains**  
For wine and other stains, we recommend using a weak solution of bleach and water combined with a dishwashing agent to wipe the area clean.

### **ALUMINIUM**

Aluminium has a self-protective layer, which prevents corrosion and makes this material very suitable for outdoor applications.

On top of that, it is super easy to maintain. A quick wash with a non-foaming mild detergent every now and then is all it needs!

### **ACRYLIC ROPE**

Another material used for our all-weather furniture, is rope. Our rope is made of polypropylene fibres or acrylic. Just like our other synthetic materials, the rope is designed to withstand any weather condition and can be left outside all year long.

For maintaining your rope furniture, we recommend using a fabric and upholstery protector to give optimal stain resistance.

To clean spots on the rope, we suggest applying a mist of soapy water with a spray bottle and then work the solution into the rope with a soft cloth by patting or rubbing lightly. Rinse the solution thoroughly and then blot excess moisture from the rope using a soft cloth and allow air-drying.

Never use a high-pressure hose on acrylic rope.