

VINCENT SHEPPARD



DAVID COLLECTION

PRODUCT DATA SHEET

DAVID COLLECTION



DAVID DINING ARMCHAIR



DAVID LOUNGE CHAIR



DAVID LOUNGE SOFA 2S



DAVID SIDE TABLE 41 x 41



DAVID COFFEE TABLE 129 x 45



DAVID DINING TABLE



DAVID COFFEE TABLE DIA 68



DAVID SIDE TABLE DIA 40



DAVID COFFEE TABLE 120 x 120



DAVID LOUNGE SOFA 3S



DAVID SUNLOUNGER

DAVID

frame	solid teak	
frame finish	aged teak (stained & brushed)	
rope	polypropylene	
rope color	grège	
top/finish	ceramic	flint
glides	black nylon	

COLOURS

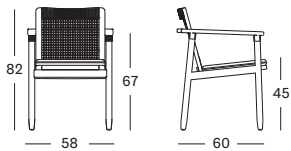


CUSHION

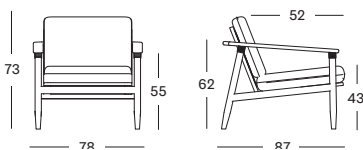
foam	dining chair: 4 cm quick dry foam lounger: 12 cm quick dry foam sunlounger: 6 cm quick dry foam
removable	yes
fabrics	see fabric data sheet for more info

DIMENSIONS

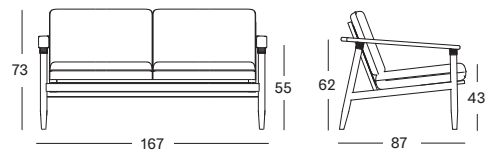
DINING ARMCHAIR



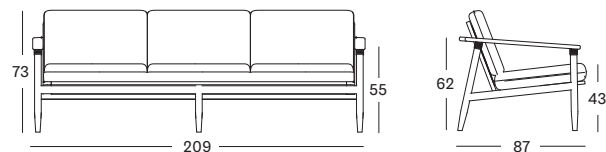
LOUNGE CHAIR



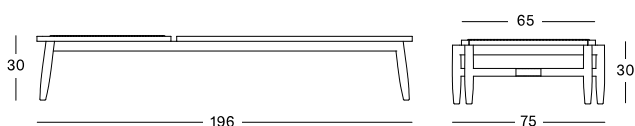
LOUNGE SOFA 2S



LOUNGE SOFA 3S



SUNLOUNGER



PROTECTIVE COVERS

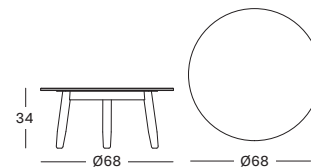
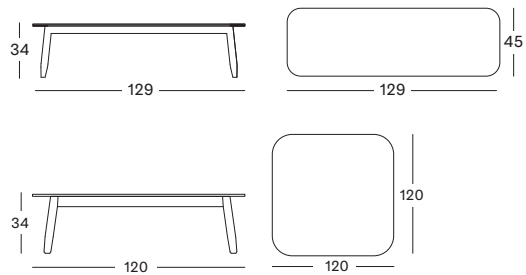
We recommend using protective covers only on **dry** teak furniture.

dining chair	PC001
lounger chair	PC002
lounger sofa 2S	PC003
lounger sofa 3S	PC006
sunlounger	PC022

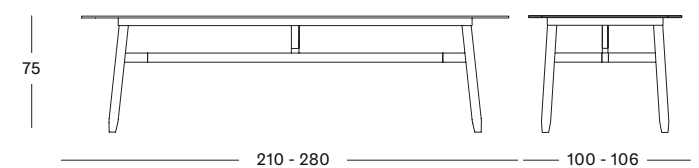
SIDE TABLES



COFFEE TABLES



COFFEE TABLES



IN THIS COLLECTION

DAVID	ITEM CODE	FINISH	PACKAGE DIMENSION (cm/inch)		CBM (m ³ /ft ³)		WEIGHT (kg/lb)	
dining armchair	GD091W092S048	aged teak	85 x 61 x 66	34 x 24 x 26	0,34	12	12	27
dining table 210	GT056W092K001	aged teak/flint	46 x 178 x 80 20 x 215 x 110	18 x 70 x 31.5 8 x 85 x 43	2,43 0,47	85.8 16.6	93,5 68	206 149
dining table 280	GT057W092K001	aged teak/flint	46 x 178 x 80 20 x 285 x 110	18 x 70 x 31.5 8 x 112.2 x 43	2,43 0,63	85.8 22.5	93,5 68	206 149
lounge chair	GC085W092S048	aged teak	81 x 80 x 90	32 x 31.5 x 35.5	0,58	20.5	25	55
lounge sofa 2S	GC086W092S048	aged teak	78 x 168 x 90	30.7 x 66 x 35.4	1,18	41.7	28	61
lounge sofa 3S	GC093W092S048	aged teak	73 x 225 x 88	28.5 x 88 x 34	1,44	50.9	24	52
coffee table 120x120	GT058W092K001	aged teak/flint	123 x 123 x 38	48.4 x 48.4 x 15	0,57	20.1	25,6	57
coffee table 129x45	GT054W092K001	aged teak/flint	31 x 134 x 50	12 x 52.8 x 19.7	0,21	7.5	23	52
side table 41x41	GT055W092K001	aged teak/flint	44 x 46 x 46	17.3 x 18 x 18	0,09	3.2	12,5	28
side table dia 40	GT059W092K001	aged teak/flint	42 x 42 x 42	16.5 x 16.5 x 16.5	0,07	2.5	7	15
coffee table dia 68	GT082W092K001	aged teak/flint	72 x 72 x 38	28 x 28 x 14.5	0,20	7.06	19	42
sunlounger	GC092W092S048	aged teak	175 x 96 x 30.5	68 x 37.5 x 12	0,51	118	23	50

MAINTENANCE AND CARE

TEAK

For a quick facelift

Use a moist towel or sponge with a mild solution of water and natural, non-aggressive soap.

For stubborn stains

If your furniture is stained, consider one of the following options:

Grease spots have appeared on the furniture: This is a natural feature of the wood and grease spots should gradually disappear after being exposed to sunlight. However, should you wish to remove these blemishes, we recommend using a degreasing agent and gentle scrubbing with a brush. Rinse off with clean water.

The furniture has developed **mildew spots or black blemishes**: This is usually the result of rainwater or sometimes sap dripping from the leaves of trees onto the wood leaving dark marks and spots. Ideally, we recommend the furniture is not placed under trees. However, these marks can be removed by lightly sanding with fine sandpaper.

You spilled **wine** or something else leaving persistent stains: For wine stains, we recommend using methylated spirits to wipe the area clean. Candle wax for example can be removed by placing brown paper over the wax mark and pressing with a warm iron. This will melt the wax, drawing it out of the wood and onto the paper.

CERAMIC

If you're looking for a material which requires little to no maintenance, yet offers maximum resistance, you would do well to involve ceramic. The material preserves the natural look of stone and offers top of the chart convenience. Cleaning the table with water and mild soap will do the trick!

POLYPROPYLENE ROPE

Another material used for our all-weather furniture, is rope. Our rope is made of polypropylene fibres or acrylic. Just like our other synthetic materials, the rope is designed to withstand any weather condition and can be left outside all year long.

For maintaining your rope furniture, we recommend using a fabric and upholstery protector to give optimal stain resistance.

To clean spots on the rope, we suggest applying a mist of soapy water with a spray bottle and then work the solution into the rope with a soft cloth by patting or rubbing lightly. Rinse the solution thoroughly and then blot excess moisture from the rope using a soft cloth and allow air-drying.

Never use a high-pressure hose on acrylic rope.